



Picture Patterns

Leader



Reinforce the pattern strategy.




You will need:

- A pencil



Do this:

- Give your child an opportunity to study the following array of dots and have him continue the sequence so that the pattern is obvious. Thus he will be able to describe the twentieth picture.
- What is the pattern?



- Describe the pattern in the twentieth picture. 20 dots high, 21 dots wide
- How many dots are there in the twentieth picture? 420 dots




Student _____



Do this:

- Study the following array of dots and continue the sequence.



- Fill in the table:

Picture	1	2	3	4	5	6
Dimensions	1 by 2	2 by 3				
Number of dots	2	6				

- Describe the pattern in the twentieth picture. _____
- How many dots are there in the twentieth picture? _____



WHAT I FOUND