

Aestheometry

Leader



Aestheometry (the aesthetics of Geometry) is making curves with straight lines. Students are can be creative and explore the beautiful patterns they can make.



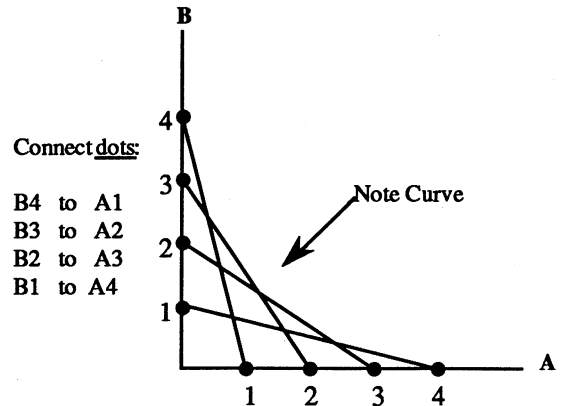
You will need:

- Patterns from the Materials Page
- Ruler
- Colored pens or pencils

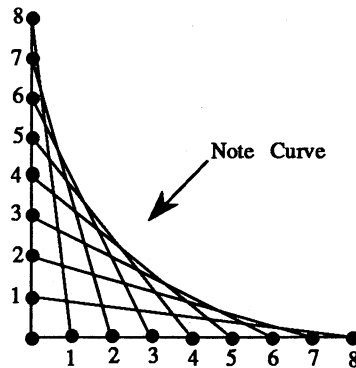


Do this:


- Each dot should be connected to another dot.



- The smaller the line segment between dots, the more defined the curve will be.



- Numbering may be omitted when students understand the pattern for connecting dots.



This is more fun if students can construct their own shapes after they understand how to measure, mark off, and connect dots.

EXTENSION

Students may:

1. Color their designs
2. May use smaller units of measure as $\frac{1}{4}$, $\frac{1}{8}$ inch
3. May use longer lines, square



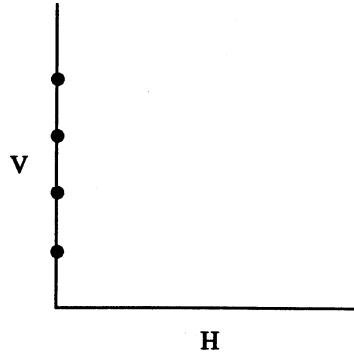
Student _____



Do this:

- A. 1. Using your ruler, mark every $\frac{1}{4}$ inch on the horizontal line so that it looks like the vertical line.
You should have four new dots.
2. Number your dots one to four.
3. Use your ruler to connect:

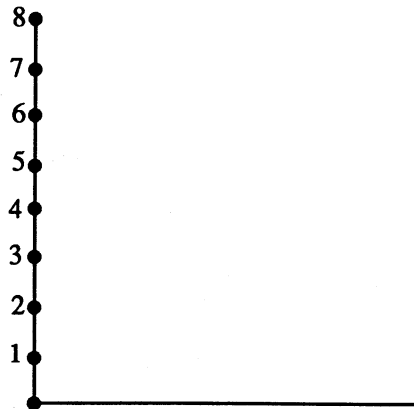
- V1 to H4
- V2 to H3
- V3 to H2
- V4 to H1



Do you see a curve on your figure?

- B. 1. Using the ruler, mark every one fourth inch on the horizontal line. You should have eight new dots.
2. Number new dots one to eight.
3. Use your ruler to connect:

- V1 to H8
- V2 to H7
- V3 to H6
- V4 to H5
- V5 to H4
- V6 to H3
- V7 to H2
- V8 to H1



- Use the figures on the Materials Page to do these:

C. Connect dots as follows:

- | | |
|----------|----------|
| B4 to A1 | C4 to B1 |
| B3 to A2 | C3 to B2 |
| B2 to A3 | C2 to B3 |
| B1 to A4 | C1 to B4 |
| D4 to C1 | A4 to D1 |
| D3 to C2 | A3 to D2 |
| D2 to C3 | A2 to D3 |
| D1 to C4 | A1 to D4 |

D. Connect dots as follows:

- | | | |
|----------|----------|----------|
| A1 to B2 | B1 to C2 | C1 to A2 |
| A2 to B3 | B2 to C3 | C2 to A3 |
| A3 to B4 | B3 to C4 | C3 to A4 |
| A4 to B5 | B4 to C5 | C4 to A5 |
| A5 to B6 | B5 to C6 | C5 to A6 |
| A6 to B7 | B6 to C7 | C6 to A7 |
| A7 to C1 | B7 to A1 | C7 to B1 |

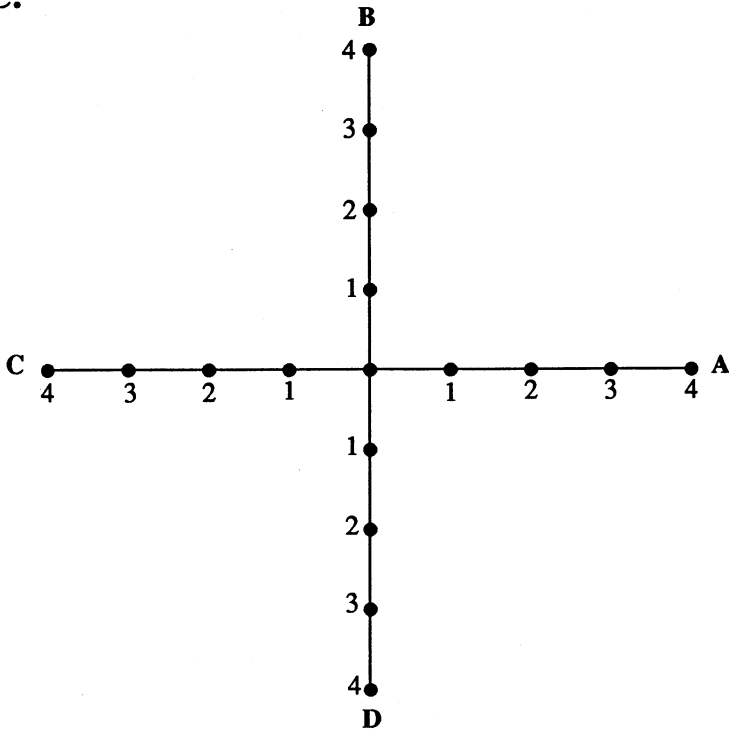


WHAT I FOUND

Aestheometry

Materials Page

C.



D.

